
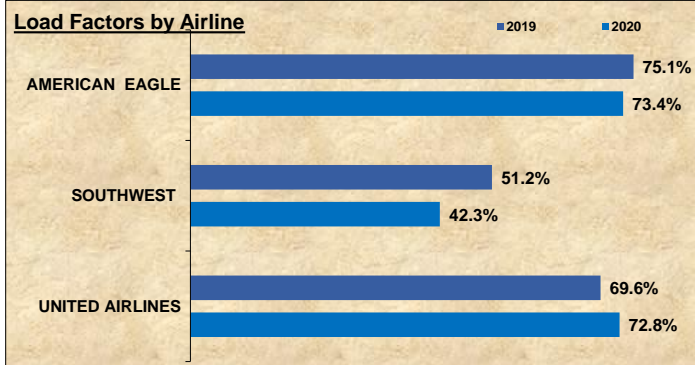


**CORPUS CHRISTI INTERNATIONAL AIRPORT
GENERAL ACTIVITY REPORT**

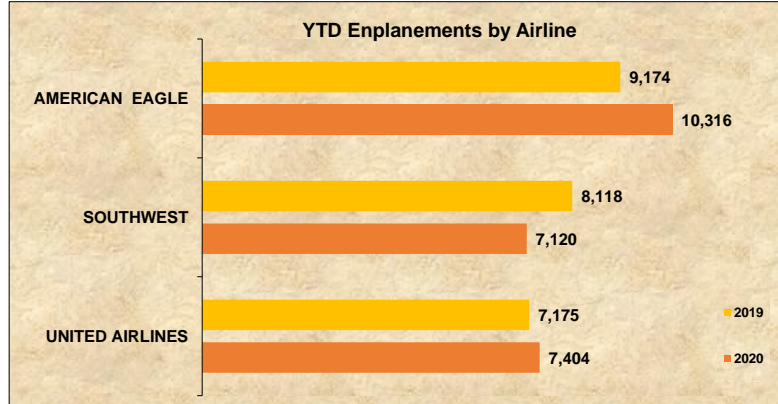
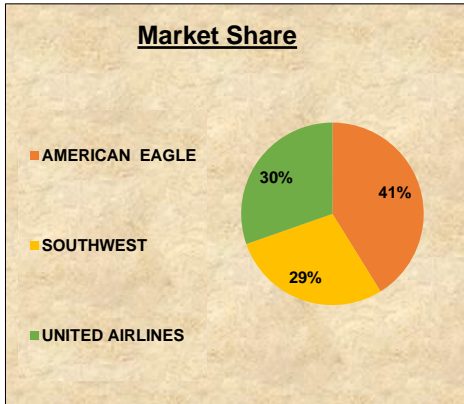
January 2020

	* PASSENGERS			ENPLANED	LOAD	SEATS	SEATS
	ENPLANED	DEPLANED	TOTAL	+/- LAST YR		AVAILABLE 2020	AVAILABLE 2019
AMERICAN EAGLE	10,316	10,261	20,577	1,142	73.4%	14,053	12,208
SOUTHWEST	7,120	7,110	14,230	(998)	42.3%	16,827	15,869
UNITED AIRLINES	7,404	7,774	15,178	229	72.8%	10,174	10,316
CHARTER FLIGHTS	336	263	599	183		n/a	n/a
TTL JANUARY 2020	25,176	25,408	50,584	556	60.5%	41,054	38,393
TTL JANUARY 2019	24,620	25,128	49,748		63.7%	38,393	
INC/(DEC)	556	280	836	2.3%		2,661	

* REV & NON-REV



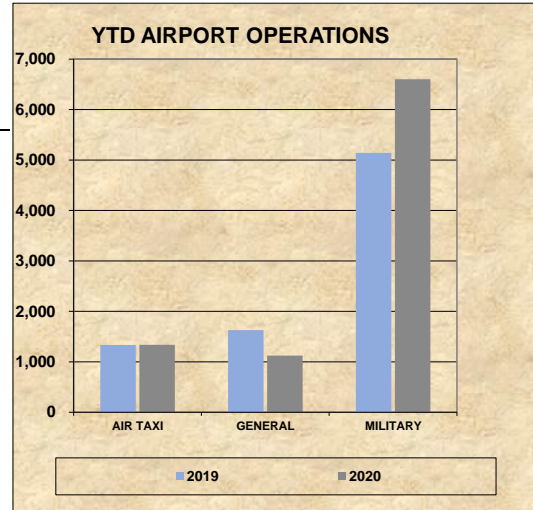
	%OF MKT	* YEAR TO DATE PASSENGERS			ENPLANED	YTD	YTD	AVERAGE	LAST YR
		ENPLANED	DEPLANED	TOTAL	+/- LAST YR	SEATS AVAILABLE	AVERAGE ENPLANED	LOAD FACTOR	AVERAGE LOAD FACTOR
AMERICAN EAGLE	40.68%	10,316	10,261	20,577	1,142	14,053	10,316	73.4%	75.1%
SOUTHWEST	28.13%	7,120	7,110	14,230	(998)	16,827	7,120	42.3%	51.2%
UNITED AIRLINES	30.01%	7,404	7,774	15,178	229	10,174	7,404	72.8%	69.6%
CHARTER FLIGHTS	1.18%	336	263	599	183	n/a	336		
YTD '2020	100%	25,176	25,408	50,584	556	41,054	25,176	60.5%	63.7%
YTD '2019		24,620	25,128	49,748					
INC/(DEC)		556	280	836	2.3%				



**CORPUS CHRISTI INTERNATIONAL AIRPORT
GENERAL ACTIVITY REPORT
January 2020**

FAA REPORT ON OPERATIONS

	AIR TAXI	GENERAL	MILITARY	TOTAL	+/- OVER LAST YEAR
TTL JANUARY 2020	1,338	1,122	6,602	9,062	
TTL JANUARY 2019	1,332	1,628	5,143	8,103	
INC/(DEC)	6	(506)	1,459	959	12%
YTD '2020	1,338	1,122	6,602	9,062	
YTD '2019	1,332	1,628	5,143	8,103	
INC/(DEC)	6	(506)	1,459	959	12%



CARGO (LBS) MAIL (LBS)

	%OF MKT	ENPLANED CARGO	DEPLANED CARGO	ENPLANED MAIL	DEPLANED MAIL	TOTAL	+/- OVER LAST YEAR	YTD TOTALS	LAST YTD TOTALS	% Chg.
AMERICAN EAGLE	2.7%	1,512	224	-	395	2,131	1,478	2,131	653	226%
SOUTHWEST	23.4%	4,551	14,098	-	-	18,649	(5,313)	18,649	23,962	-22%
UNITED AIRLINES	1.0%	736	69	-	-	805	162	805	643	25%
UPS (MARTINRE & AMRFLT)	72.9%	13,830	44,366	-	-	58,196	(41,372)	58,196	99,568	-42%
TTL JANUARY 2020	100%	20,629	58,757	-	395	79,781	(45,045)	79,781	124,826	-36%
TTL JANUARY 2019		32,403	92,423	-	-	124,826				
INC/(DEC)		(11,774)	(33,666)	-	395	(45,045)	-36%			
YTD '2020		20,629	58,757	-	395	79,781				
YTD '2019		32,403	92,423	-	-	124,826				
INC/(DEC)		(11,774)	(33,666)	-	395	(45,045)	-36%			

