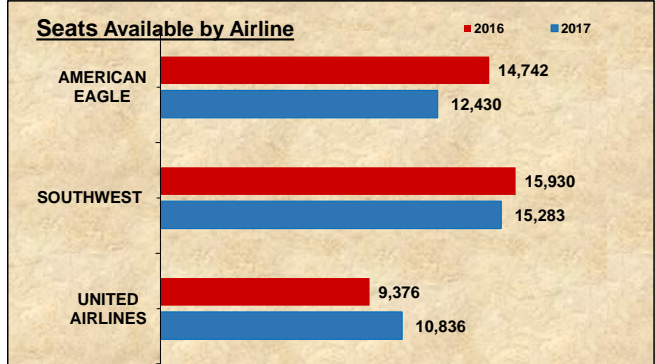
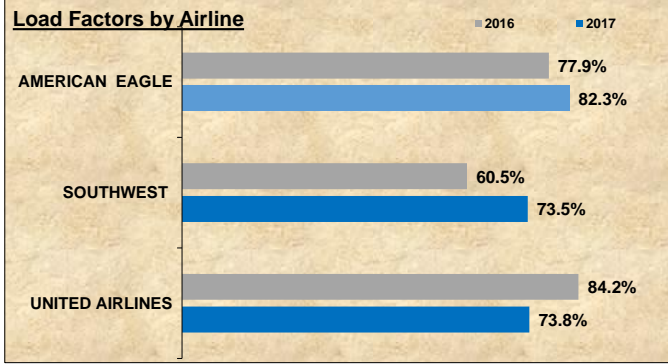


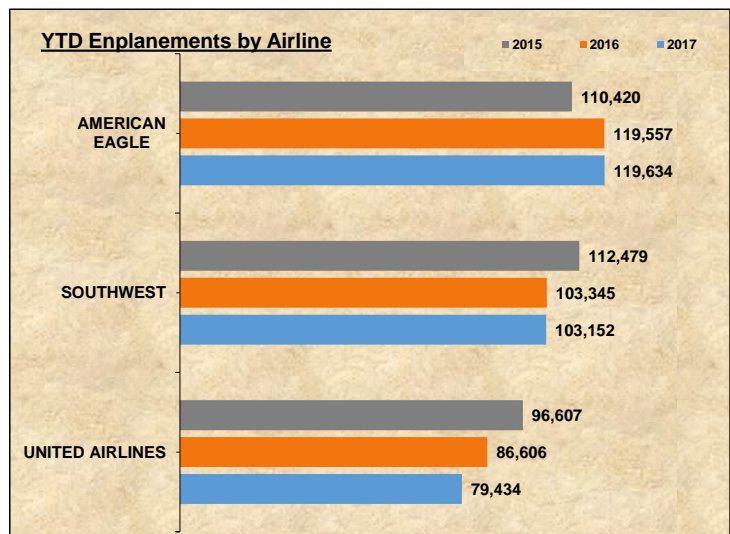
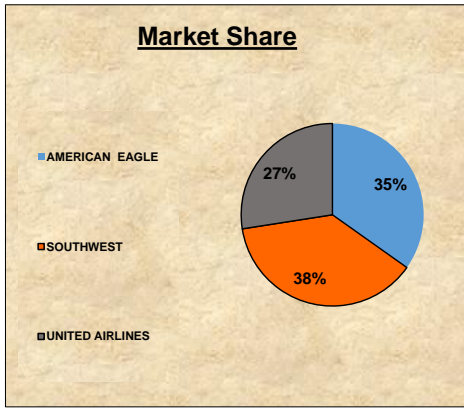
**CORPUS CHRISTI INTERNATIONAL AIRPORT  
GENERAL ACTIVITY REPORT  
NOVEMBER 2017**

	* PASSENGERS			ENPLANED +/- LAST YR	LOAD FACTOR	SEATS AVAILABLE 2017	SEATS AVAILABLE 2016
	ENPLANED	DEPLANED	TOTAL				
AMERICAN EAGLE	10,225	10,074	20,299	(1,264)	82.3%	12,430	14,742
SOUTHWEST	11,227	10,763	21,990	1,583	73.5%	15,283	15,930
UNITED AIRLINES	7,996	8,020	16,016	98	73.8%	10,836	9,376
CHARTER FLIGHTS	268	269	537	119		n/a	n/a
TTL NOV 2017	29,716	29,126	58,842	536	76.4%	38,549	40,048
TTL NOV 2016	29,180	29,269	58,449		72.5%		40,048
INC/(DEC)	536	(143)	393	1.8%		(1,499)	

\* REV & NON-REV



	%OF MKT	* YEAR TO DATE PASSENGERS			ENPLANED +/- LAST YR	YTD SEATS AVAILABLE	YTD AVERAGE ENPLANED	AVERAGE LOAD FACTOR	LAST YR AVERAGE LOAD FACTOR
		ENPLANED	DEPLANED	TOTAL					
AMERICAN EAGLE	39.49%	119,634	119,611	239,245	77	141,166	10,876	84.7%	77.9%
SOUTHWEST	33.56%	103,152	100,167	203,319	(193)	152,747	9,377	67.5%	60.5%
UNITED AIRLINES	26.16%	79,434	79,042	158,476	(7,172)	101,920	7,221	77.9%	84.2%
CHARTER FLIGHTS	0.80%	2,408	2,428	4,836	155	n/a	219		
YTD '2017	100%	304,628	301,248	605,876	(7,133)	395,833	27,693	76.4%	72.3%
YTD '2016		311,761	308,580	620,341					
INC/(DEC)		(7,133)	(7,332)	(14,465)	-2.3%				



**CORPUS CHRISTI INTERNATIONAL AIRPORT  
GENERAL ACTIVITY REPORT  
NOVEMBER 2017**

FAA REPORT ON OPERATIONS

	AIR TAXI	GENERAL	MILITARY	TOTAL	+/- OVER LAST YEAR
TTL NOV 2017	1,232	1,475	6,368	9,075	
TTL NOV 2016	<u>1,253</u>	<u>1,295</u>	<u>4,688</u>	<u>7,236</u>	
INC/(DEC)	(21)	180	1,680	1,839	25%
YTD '2017	13,753	21,983	55,103	90,839	
YTD '2016	<u>13,845</u>	<u>14,956</u>	<u>44,697</u>	<u>73,498</u>	
INC/(DEC)	(92)	7,027	10,406	17,341	24%



**CARGO (LBS)**

**MAIL (LBS)**

	%OF MKT	ENPLANED CARGO	DEPLANED CARGO	ENPLANED MAIL	DEPLANED MAIL	TOTAL	+/- OVER LAST YEAR	YTD TOTALS	LAST YTD TOTALS	% Chg.
AMERICAN EAGLE	1.7%	2,470	179	-	27	2,676	2,119	29,344	3,914	0%
SOUTHWEST	18.9%	4,621	25,033	-	-	29,654	(1,317)	292,594	300,529	-3%
UNITED AIRLINES	0.5%	252	473	-	-	725	(81)	11,535	25,544	0%
UPS (MARTINRE & AMRFLT)	79.0%	28,202	95,928	-	-	124,130	13,743	1,359,168	1,344,040	1%
TTL NOV 2017	100%	35,545	121,613	-	27	157,185	14,465	1,692,641	1,674,027	1%
TTL NOV 2016		<u>39,626</u>	<u>103,094</u>	-	-	<u>142,720</u>				
INC/(DEC)		(4,082)	18,519	-	27	14,465	10%			
YTD '2017		493,823	1,198,790	-	27	1,692,641				
YTD '2016		<u>417,140</u>	<u>1,256,887</u>	-	-	<u>1,674,027</u>				
INC/(DEC)		76,683	(58,097)	-	27	18,614	1%			

