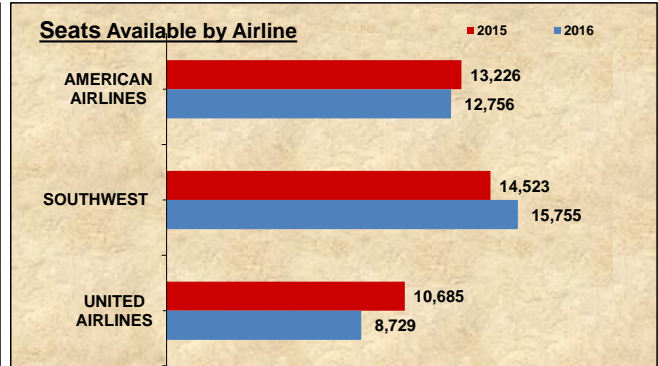
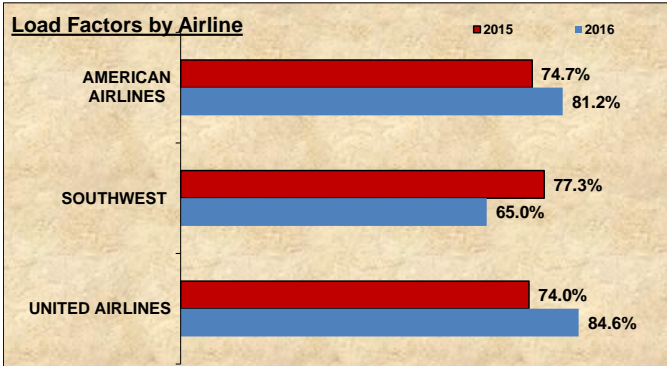


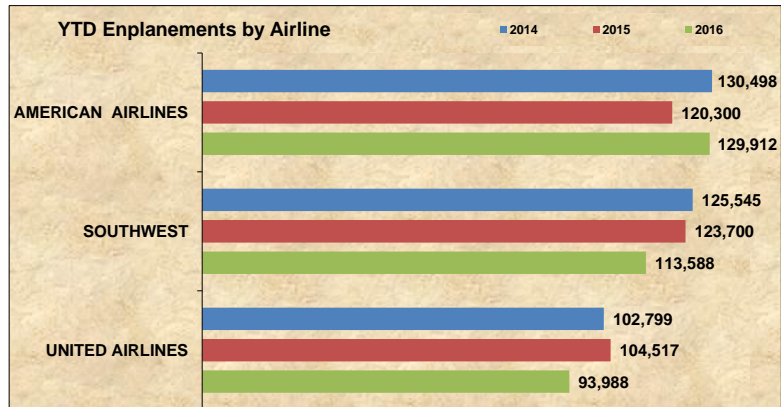
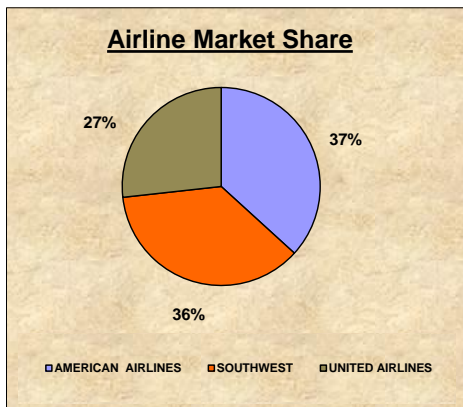
**CORPUS CHRISTI INTERNATIONAL AIRPORT  
GENERAL ACTIVITY REPORT  
December 2016**

	* PASSENGERS			ENPLANED	LOAD	SEATS	SEATS
	ENPLANED	DEPLANED	TOTAL	+/-		AVAILABLE	AVAILABLE
				LAST YR	FACTOR	2016	2015
AMERICAN AIRLINES	10,355	9,953	20,308	475	81.2%	12,756	13,226
SOUTHWEST	10,243	9,912	20,155	(978)	65.0%	15,755	14,523
UNITED AIRLINES	7,382	7,394	14,776	(528)	84.6%	8,729	10,685
CHARTER FLIGHTS	121	0	121	121		n/a	n/a
TTL DECEMBER 2016	28,101	27,259	55,360	(910)	75.1%	37,240	38,434
TTL DECEMBER 2015	29,011	27,483	56,494		75.5%	38,434	
INC/(DEC)	(910)	(224)	(1,134)	-3.1%		(1,194)	

\* REV & NON-REV



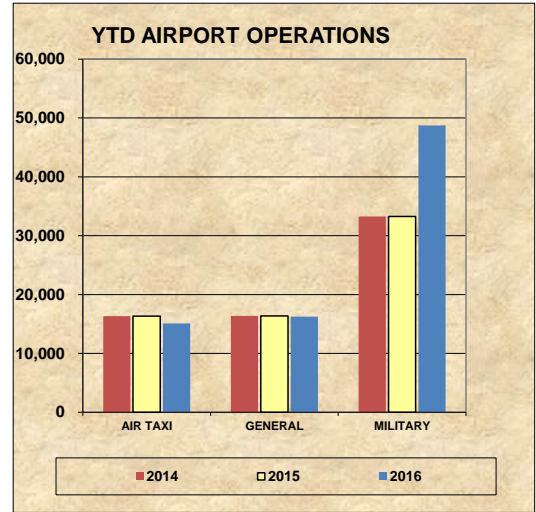
	* YEAR TO DATE PASSENGERS				ENPLANED	YTD	YTD	AVERAGE	LAST YR
	%OF MKT	ENPLANED	DEPLANED	TOTAL	+/-	SEATS	AVERAGE	LOAD	AVERAGE
					LAST YR	AVAILABLE	ENPLANED	FACTOR	LOAD
AMERICAN AIRLINES	38.28%	129,912	128,718	258,630	9,612	160,384	10,826	81.0%	82.1%
SOUTHWEST	33.36%	113,588	111,815	225,403	(10,112)	188,502	9,466	60.3%	70.2%
UNITED AIRLINES	27.68%	93,988	93,062	187,050	(10,529)	114,269	7,832	82.3%	83.7%
CHARTER FLIGHTS	0.68%	2,374	2,244	4,618	(137)	n/a	198		
YTD '2016	100%	339,862	335,839	675,701	(11,166)	463,155	30,897	72.9%	77.9%
YTD '2015		351,028	350,261	701,289					
INC/(DEC)		(11,166)	(14,422)	(25,588)	-3.2%				



**CORPUS CHRISTI INTERNATIONAL AIRPORT  
GENERAL ACTIVITY REPORT  
December 2016**

**FAA REPORT ON OPERATIONS**

	AIR TAXI	GENERAL	MILITARY	TOTAL	+/- OVER LAST YEAR
TTL DECEMBER 2016	1,254	1,295	4,033	6,582	
TTL DECEMBER 2015	<u>1,325</u>	<u>1,339</u>	<u>2,691</u>	<u>5,355</u>	
INC/(DEC)	(71)	(44)	1,342	1,227	23%
YTD '2016	15,099	16,251	48,730	80,080	
YTD '2015	<u>16,335</u>	<u>16,359</u>	<u>33,281</u>	<u>65,975</u>	
INC/(DEC)	(1,236)	(108)	15,449	14,105	21%



**CARGO (LBS)                      MAIL (LBS)**

	%OF MKT	ENPLANED CARGO	DEPLANED CARGO	ENPLANED MAIL	DEPLANED MAIL	TOTAL	+/- OVER LAST YEAR	YTD TOTALS	LAST YTD TOTALS	% Chg.
AMERICAN AIRLINES	0.5%	417	274	-	-	691	691	4,605	7,250	-36%
SOUTHWEST	15.5%	1,790	18,826	-	-	20,616	(5,358)	321,145	369,033	-13%
UNITED AIRLINES	1.1%	1,036	437	-	-	1,473	132	27,017	3,323	0%
UPS (MARTINRE & AMRFLT)	82.9%	35,858	74,529	-	-	110,387	(8,312)	1,454,427	1,550,363	-6%
TTL DECEMBER 2016	100%	39,101	94,066	-	-	133,167	(12,848)	1,807,194	1,929,969	-6%
TTL DECEMBER 2015		30,274	115,741	-	-	146,015				
INC/(DEC)		8,828	(21,675)	-	-	(12,848)	-9%			
YTD '2016		456,241	1,350,953	-	-	1,807,194				
YTD '2015		513,030	1,416,938	1	-	1,929,969				
INC/(DEC)		(56,789)	(65,985)	(1)	-	(122,775)	-6%			

